



**27 Anna Pavlova Close, Abingdon**

Abingdon

In Excess of **£330,000**

**Simpsons**  
The Pro**active** Agent

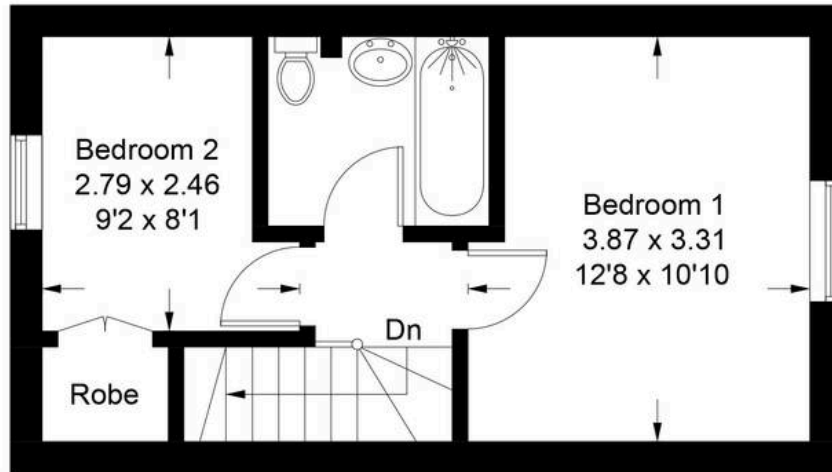


# Anna Pavlova Close - Abingdon

Approximate Gross Internal Area = 56.6 sq m / 609 sq ft

Gym / Garden Office = 12.5 sq m / 134 sq ft

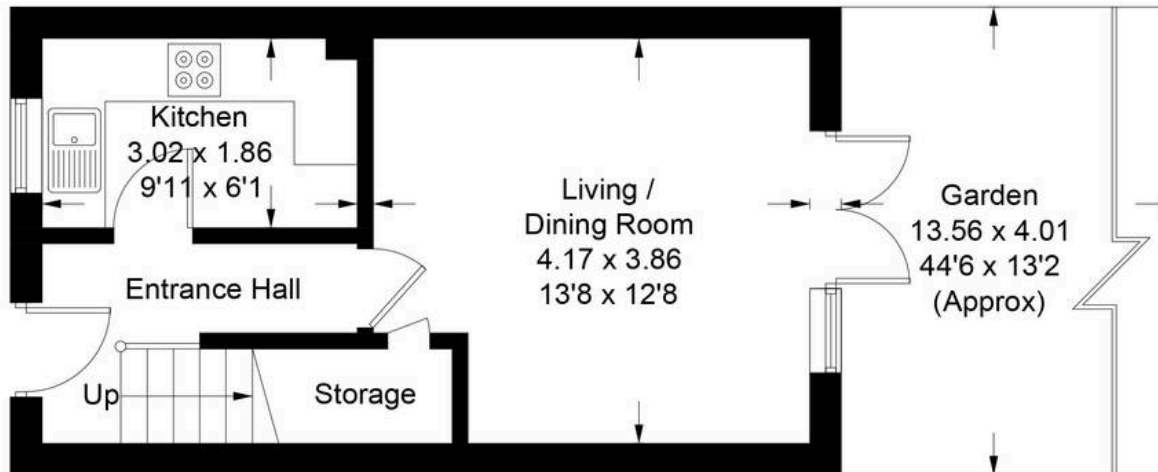
Total = 69.1 sq m / 743 sq ft



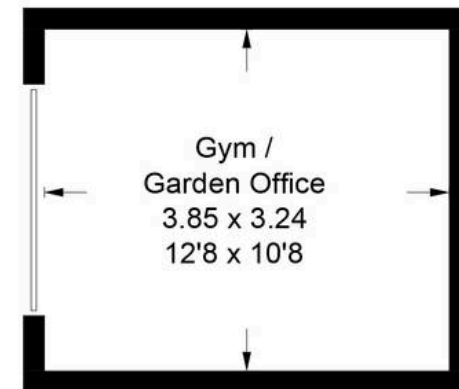
**First Floor**



(Not Shown In Actual  
Location / Orientation)



**Ground Floor**



(Not Shown In Actual  
Location / Orientation)

Illustration for identification purposes only, measurements are approximate,  
not to scale. Fourlabs.co © (ID1234317)

## 27 Anna Pavlova Close

Abingdon, Abingdon

Welcome to this wonderfully presented two-bedroom mid-terrace home tucked away in a peaceful cul-de-sac on Anna Pavlova Close, Abingdon. It offers a perfect blend of modern finishes and thoughtful design.

Council Tax band: D

Tenure: Freehold

- Off street parking for two vehicles
- Separate garden studio currently used as a gym, but would make an ideal office room if you work from home
- Newly fitted shaker style kitchen, finished in dark blue with a contrasting white Quarts worktop
- Low maintenance rear garden with raised flower beds

